


ETORB2 TURBIDITY PROBE



TURBIDITY

Turbidity is the measurement of water clarity. Suspended sediments, such as particles of clay, soil and silt, frequently enter the water from disturbed sites and affect water quality. Suspended sediments can contain pollutants such as phosphorus, pesticides, or heavy metals. Suspended particles cut down on the depth of light penetration through the water, hence they increase the turbidity -- or „murkiness“ or „cloudiness“ -- of the water.

ETORB2 is a turbidity probe made to operate out-of-the-box. Installer doesn't need any setup or calibration, just connect it to the controller.



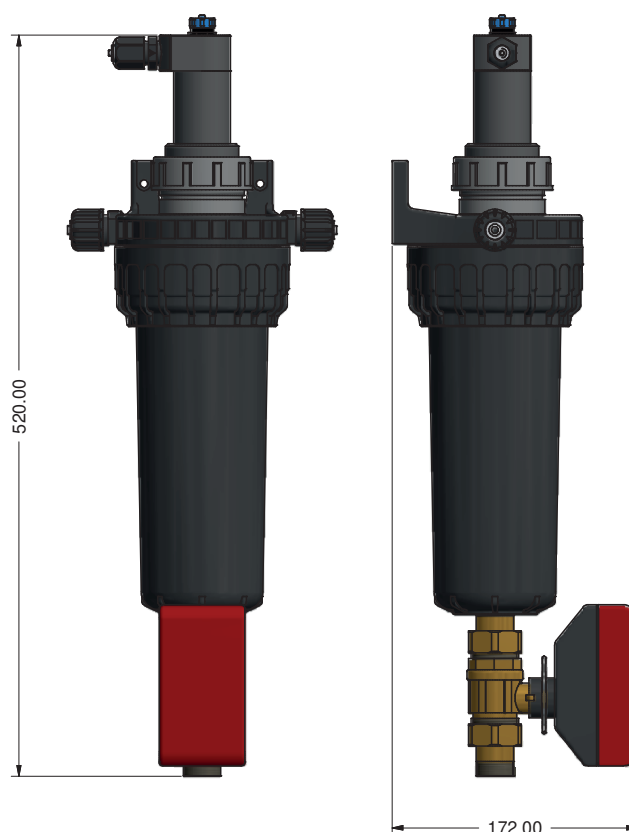
The water turbidity level can negatively affect the correct functioning of a plant. As with any water quality parameter, it is advisable to have historical data for any site where turbidity is monitored, so as to track trends and detect the occurrence of an event. For long-term continuous monitoring of turbidity, a self-cleaning turbidity probe is usually required to avoid contaminating the sensor and maintaining accuracy. Turbidity readings are typically represented as nephelometric turbidity units (NTU) or formazine nephelometric units (FNU) for most in situ turbidity sensors. NTU is a unit of measurement that is used to represent verified turbidity readings using a IR light at a 90 degree detection angle. The ETORB2 probe combines all these features. The intelligent multi-function software on our instruments allows the operator to accurately set the dosage required by the application. This allows you to enter the desired value and read it directly on the graphic display. All operating modes are displayed clearly and simply through a large LCD display of all our instruments.

MAIN FEATURES

- › Measurement system according to the 90° scattered light method.
- › In-line cleaning system
- › Cable with connector length 5 m.
- › Factory calibrated (“plug and play”)

TECHNICAL SPECIFICATIONS

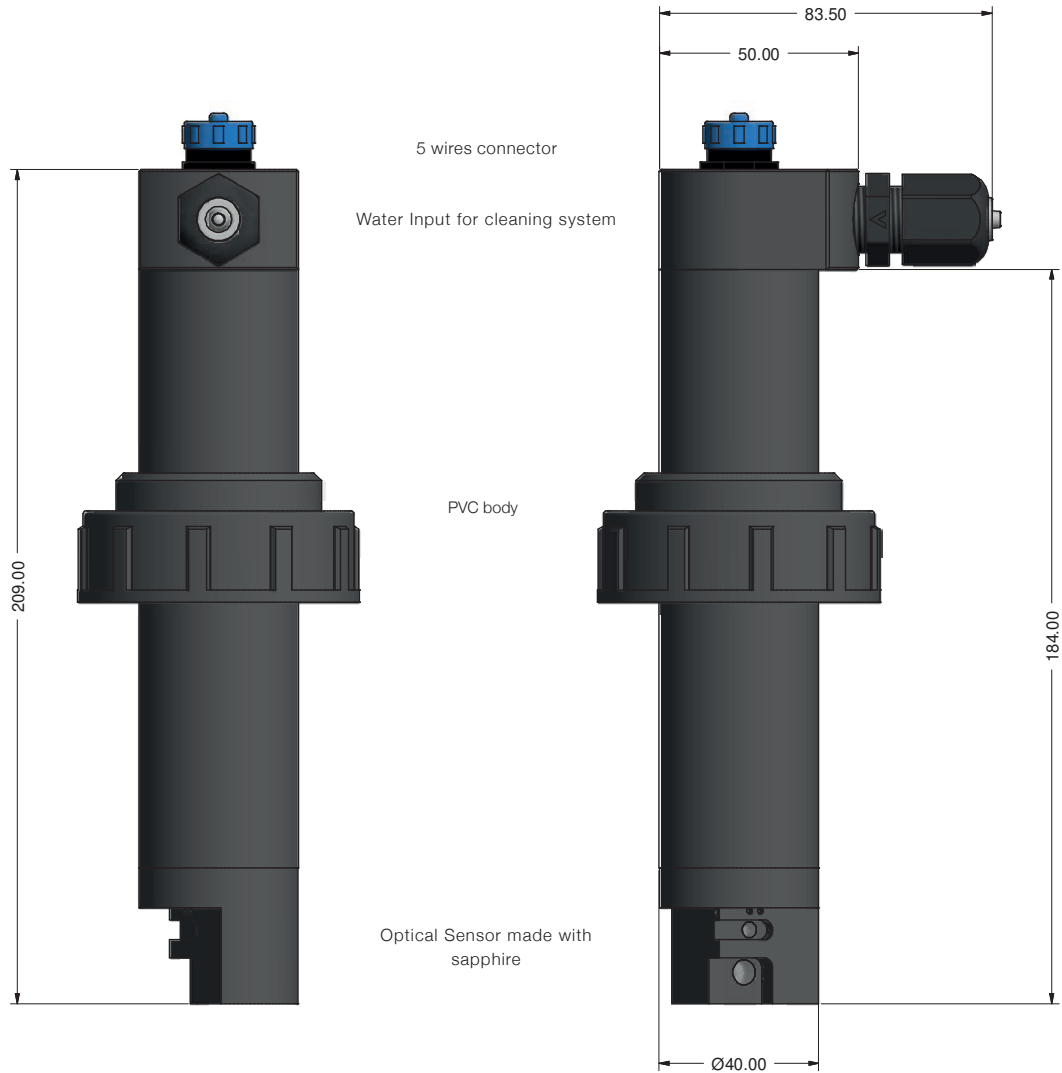
- › Measurement system according to the 90° scattered light method.
- › Plug and Play (no calibration needed)
- › Cleaning system with in-line water input connector
- › Measuring range 0 / 4000 NTU
- › Max measured error ±5% measured value
- › Repeatability < 2% measured value
- › Nephelometric measuring principle 90° NIR scattered light
- › Temperature 0 / +40° C (32/104°F)
- › Max Pressure cleaning probe 1bar (14.5 PSI)
- › Max working pressure 2bar (29 PSI)
- › Connector G1
- › Cable/connector G1
- › Cable length 5 mt
- › Sensor carrier plate, shaft: PVC
- › Optical windows: Sapphire
- › Temperature sensor
- › Factory calibrated
- › Probe holder friendly



NPED E2 probe holder

ETORB2
TURBIDITY PROBE


DIMENSIONS (mm)



CONNECTION TO THE CONTROLLER



Controller Module



Probe Connector

Connect probe as follows:

- Yellow (GND)
- Blue (+) V
- Brown (-) RS485
- White (+) RS485
- Green n/a
- Power Supply: 5±0,2 VDC (0,25A)
- Max Cable Length 10m

* Cleaning probe function must be configured within controller's "clean probe menu" option. "Clean probe" relay output must be available to operate it.